

**BULLARD
BOLLARDS**
POWERED BY
SOLUX

ROR 80

SOLAR BOLLARD

Designed in aluminum and treated to withstand the harshest conditions, the Solux solar bollards will be perfect for all your lighting, marking, and beautification applications for your outdoor living spaces with total energy autonomy. Equipped with high-efficiency solar cells, the light fixture charges in the sun but also in cloudy weather, ensuring **optimal lighting throughout the year**.



NOMINAL FLUX **250 LUMENS**
NOMINAL POWER **1.8 WATTS**

LIGHTING

Efficiency **120 Lumens/Watts**
Chips LED **PHILIPS Luxeon 30-30**
LED lifetime **Over 80 000 hours LM80**
Optics/CCT **T-V / 2300K to 6500K (Dual CCT optional)**
Light Height **31,50" (80 cm)**

BATTERY

Technology **Lithium Iron Phosphate LIFEPO4**
Capacity **28Wh**
Autonomy **Over 24 hours at full charge - 4 Rainy Days back up**
Charging time **6 hours**
Lifespan **Over 3000 CYCLES @ 80% DOD over 10 years Lifetime**
Working temp... **14°F to 158°F (optional -40°F to 158°F) -10°C to 70 °C - (optional -40°C TO 70 °C)**

ENERGY

Solar panel **4.5 Wc**
Cells type **Monocrystalline Panel Grade A 25 years**
Certificates **IEC 61215 - IEC 61730 I and II - IEC 60904**

ELECTRONIC

Sensor **PIR 180° sensor (optional)**

DIMENSIONS

Product **D 9,84" x H 31,50" (D 25cm x H 80cm)**
Carton size **33,46" x 12,60" x 13,00" (85cm x 32cm x 33cm)**
Weight **12,351b (5.6 KG)**
Materials **Die cast aluminum**
Installation **Concrete base or insert on support**
Product code **SL-002 80**

Solux retains the right to modify or change product specifications without prior notice, as part of our ongoing commitment to improvement



**Parks &
gardens**



Pathways



Campsites

CERTIFICATIONS

IEC / TUV / EMC / LM-79- 08 and LM-80 test standards / IK8 / IP65 / CE / ULOR

**5
YEARS**

* **Solux offers a 5 Year Limited Warranty** for the Solar Bollard-Series luminaire to be free from defects in material and workmanship for up to five (5) years from date of shipment. This limited warranty covers all components when installed and operated according to Solux instructions. Fixture suitable for ambient temperature from -10° to 50°. PV Panels - 20 year performance warranty Controller & Batteries : 5 years

ROR 80 - SOLAR BOLLARD - DATA SHEET / Page 1 of 5

sales@gordonbullard.com
www.bullardbollards.com
1-877-964-4646



991 South Gull Lake Dr
Richland, MI 49083
USA

LUMINAIRE & LEDS

The **ROR 80** bollard incorporates the latest LED technologies, its elegance and ease of installation will meet your lighting needs. ROR 80 is equipped with **LED chips, combining performance and robustness with 120 lumens per watt.**

A TOTAL OF 250 LUMENS

Our light fixture also complies with current standards concerning light pollution.



SYMMETRICAL DISTRIBUTION

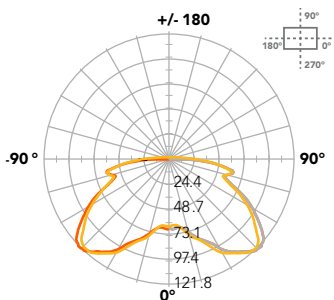
LIGHT DISTRIBUTION

SYMMETRICAL

PHOTOMETRIC CURVE

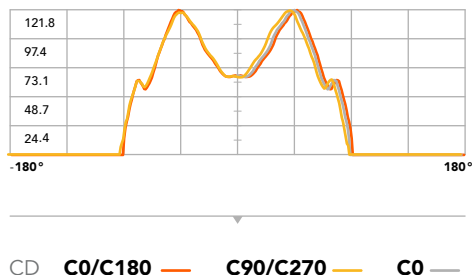
LIGHT DISTRIBUTION CURVE

UNIT : CD



LIGHT DISTRIBUTION CURVE

LINEAR



DOWNLOAD IES FILES 

ROR 80 - SOLAR BOLLARD - DATA SHEET / Page 2 of 5

sales@gordonbullard.com
www.bullardbollards.com
1-877-964-4646



991 South Gull Lake Dr
Richland, MI 49083
USA

BATTERY LIFEPO4

OVER 10 YEARS LIFESPAN

The **ROR 80** bollard is equipped with Lithium Iron Phosphate LIFEPO4 batteries, recognized as the **best battery technology** in terms of **longevity, safety, and performance** for solar applications. Our batteries enjoy a lifespan of over **3000 cycles**, which is more than **10 years at 80% DOD**.



EXTREME TEMPERATURE

**14°F to 158°
- 10 °C TO 70 °C**

While standard batteries benefit from an operating temperature of 14°F to 158°F (-10°C to 70°C), **Solux offers as optional a new Special LIFEPO4 battery with working range of -40°F to 158°F -40°C to 70°C.**

BMS ELECTRONIC PROTECTION BATTERY MANAGEMENT SYSTEM

Our batteries are equipped with **electronic circuit boards for a higher protection**, ensuring battery functioning optimization in any situation.

THE BMS PROTECTS AGAINST

- OVER/UNDER CURRENT • OVERLOAD • OVER/UNDER VOLTAGE
- OVER/UNDER CHARGE • TEMPERATURE MANAGEMENT



COMPARISONS OF DIFFERENT BATTERY TECHNOLOGIES

LIFETIME & CYCLES AT 80% DOD*

Comparison of different battery technologies



Lead Acid
200



NimH
700



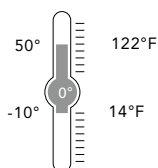
Lithium ION
800



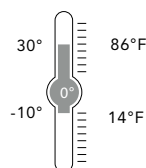
Lithium LifePO4
3 000

CHARGING TEMPERATURE RANGE WITHOUT CAPACITY LOSS

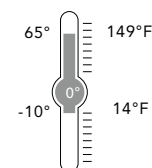
Minimum & Maximum temperature range for Optimal charging during the day



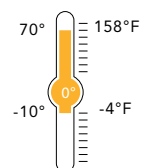
Lead Acid



NimH



Lithium ION



Lithium LifePO4

ROR 80 - SOLAR BOLLARD - DATA SHEET / Page 3 of 5

sales@gordonbullard.com

www.bullardbollards.com

1-877-964-4646



991 South Gull Lake Dr

Richland, MI 49083

USA



BULLARD BOLLARDS
POWERED BY
SOLUX


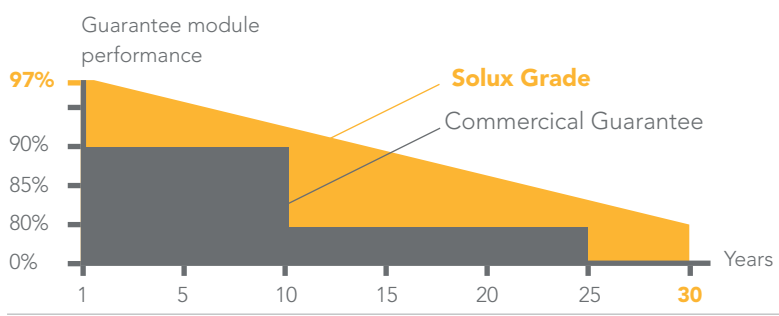
SOLAR PANEL

Solar cells **GRADE A**

4.5 WATTS

Encapsulated Monocrystalline Solar Panel **Grade A** Solar Cell with Tempered Glass.

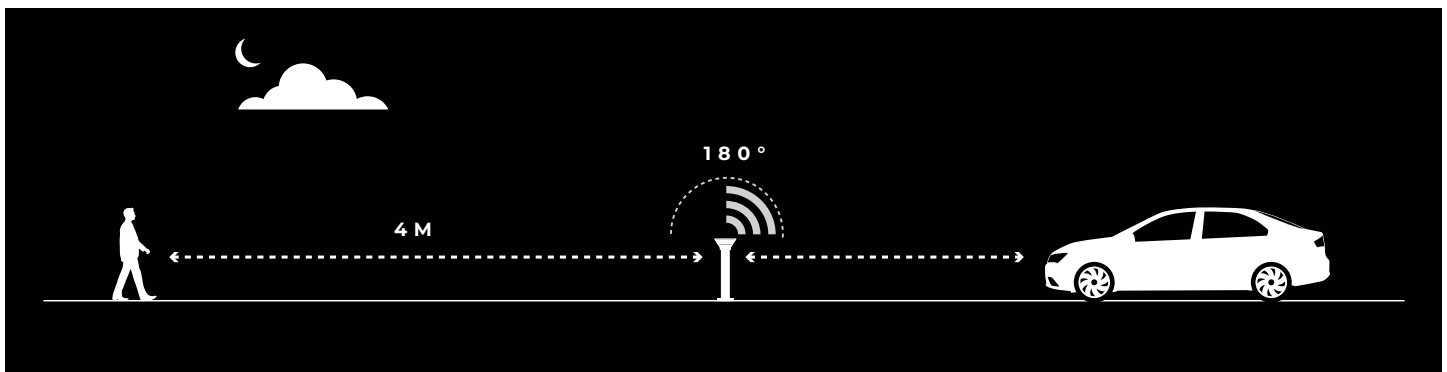
OUR PV PERFORMANCE GUARANTEE



PRESENCE DETECTOR INFRA-RED SENSOR

THE ROR 80 BOLLARD AUTOMATICALLY TURNS ON AT DUSK AND OFF AT DAWN.

Solux offers optional PIR movement sensor. The infra red detector integrated into the light fixture will increase the light power as pedestrians or vehicles pass, thus providing a higher level of safety while respecting the environment.



	Sunset	Night	Sunrise
Pr 1	14 h		
Pr 2	14 h		
Pr 3	14 h		

Depending on the geographical area, we will select the % of light reduction.

- **Program 1** > 40% Dim + 100% ON during 20 sec
- **Program 2** > 30% Dim + 100% ON during 20 sec
- **Program 3** > 20% Dim + 100% ON during 20 sec

ROR 80 - SOLAR BOLLARD - DATA SHEET / Page 4 of 5

sales@gordonbullard.com
www.bullardbollards.com
1-877-964-4646



991 South Gull Lake Dr
Richland, MI 49083
USA

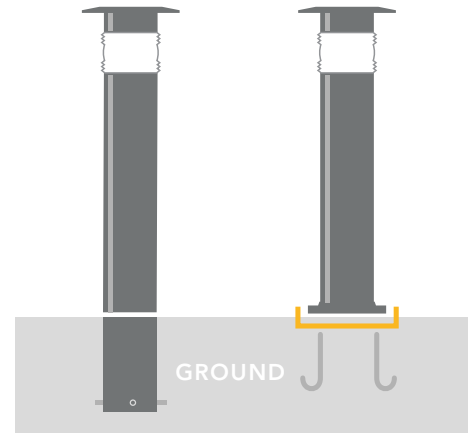
Due to the dynamic nature of lighting products and the associated technologies, luminaire data on all sheet sheets is subject to change at the discretion of Gordon Bullard LLC and associated companies.



EASY INSTALLATION

NO CABLING • NO TRENCHING

No wiring or trenching is necessary, you just need to embed the ROR in concrete or on anchor rods.



1

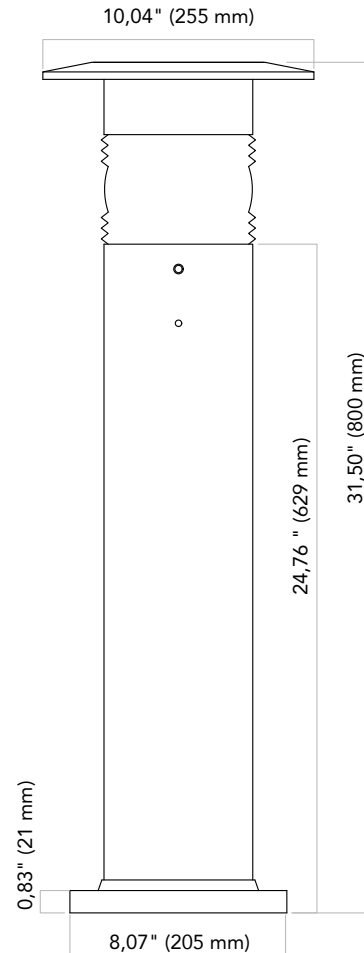
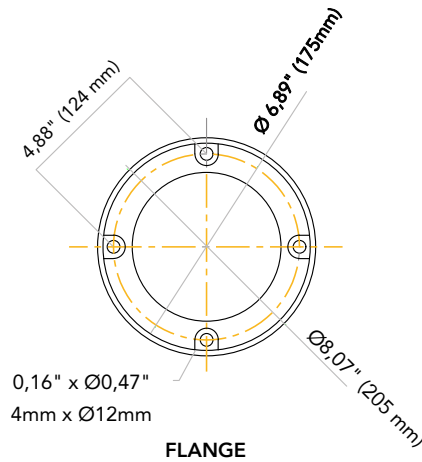
DIRECT BURIED

2

FLAT MOUNT

DIMENSIONS

BOLLARD AND BASE



*All dimensions are in mm

